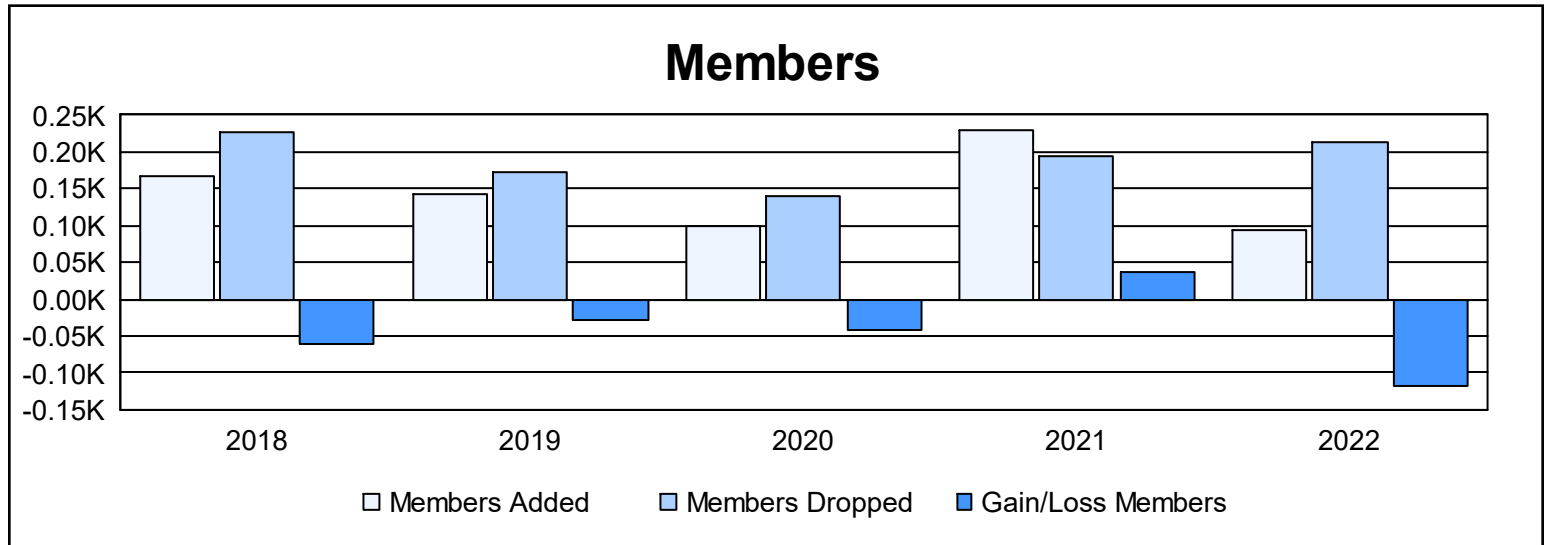
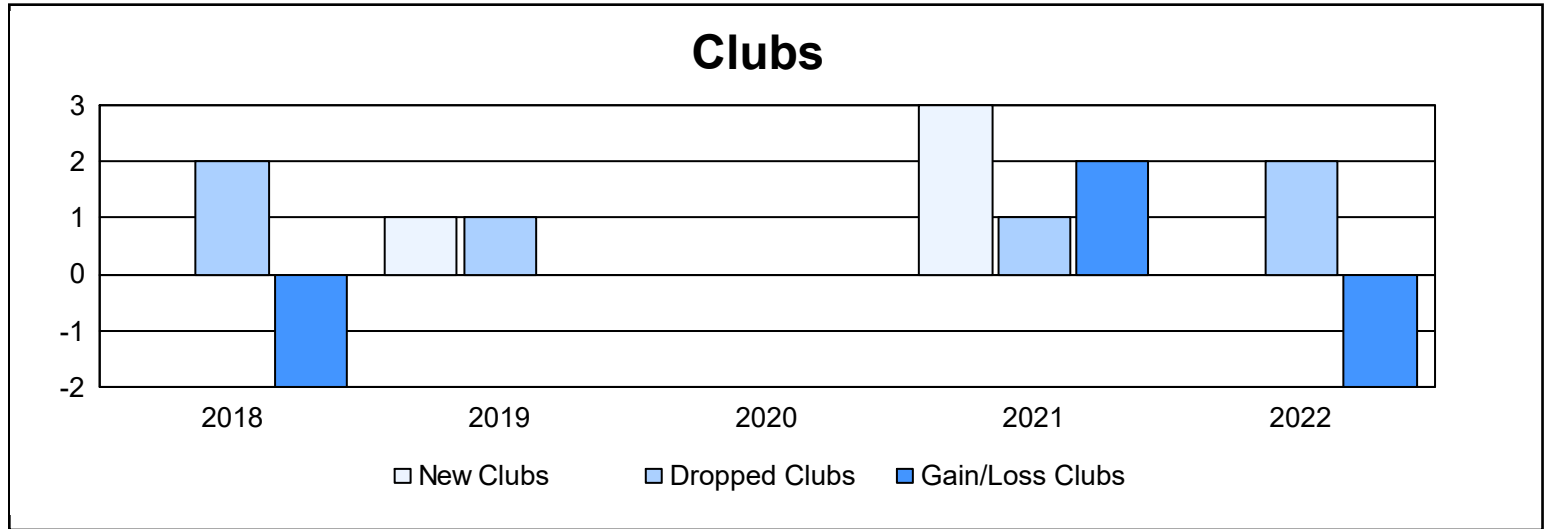
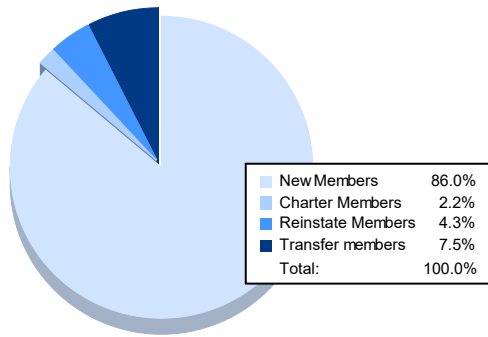


| Year           | New Clubs | Dropped Clubs | Gain/ Loss Clubs | New Members | Charter Members | Reinstate Members | Transfer Members | Total Member Added | Total Members Dropped | Gain/ Loss Members |
|----------------|-----------|---------------|------------------|-------------|-----------------|-------------------|------------------|--------------------|-----------------------|--------------------|
| 2017-2018      | 0         | 2             | -2               | 145         | 0               | 16                | 7                | 168                | 228                   | -60                |
| 2018-2019      | 1         | 1             | 0                | 115         | 24              | 3                 | 1                | 143                | 172                   | -29                |
| 2019-2020      | 0         | 0             | 0                | 89          | 0               | 2                 | 7                | 98                 | 141                   | -43                |
| 2020-2021      | 3         | 1             | 2                | 134         | 87              | 3                 | 5                | 229                | 193                   | 36                 |
| 2021-2022      | 0         | 2             | -2               | 80          | 2               | 4                 | 7                | 93                 | 212                   | -119               |
| <b>Average</b> | <b>1</b>  | <b>1</b>      | <b>0</b>         | <b>113</b>  | <b>23</b>       | <b>6</b>          | <b>5</b>         | <b>146</b>         | <b>189</b>            | <b>-43</b>         |



### Membership Composition June 2022 Cumulative



### Gender Composition June 2022 Cumulative

